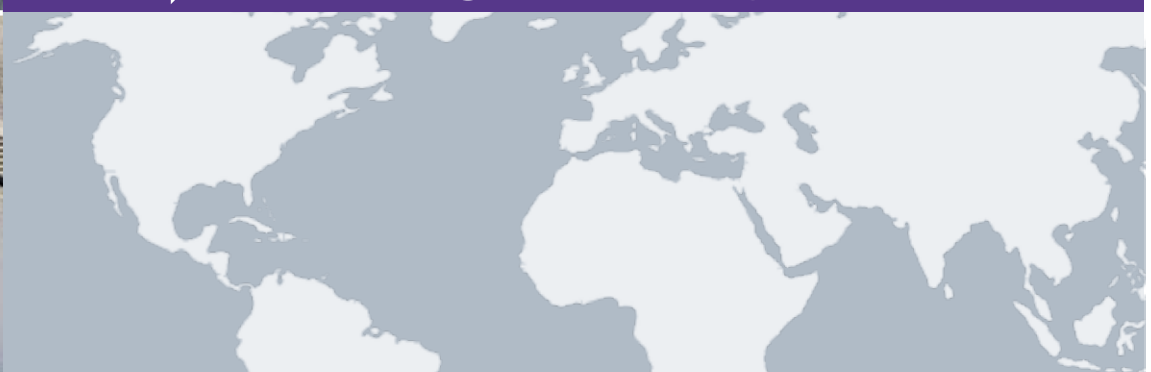



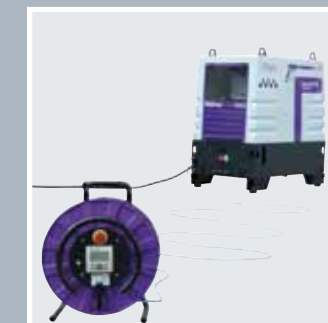



base jet 30



... ➔ www.falch.com





base jet 30

accessories



base jet 30 500-28-0-e

base jet 30 1000-13-0-e

	50 - 500 bar	1000 bar
	10 - 28 l/min	13 l/min
	36 kW / 30 kW 1460 rpm	36 kW / 30 kW 1460 rpm
	400 V / 50 Hz / 63 A, 5,0 m	400 V / 50 Hz / 63 A, 5,0 m
	28 kW 940 rpm, 2,0 - 8,0 bar, 40 °C	28 kW 1057 rpm, 2,0 - 8,0 bar, 40 °C
	055 USgal/min / 1,70 mm	019 USgal/min / 1,00 mm
	■	■
	24 h	24 h
	24 month	24 month
	90 l	90 l
	600 kg	600 kg
	1300 x 800 x 1300 mm	1300 x 800 x 1300 mm
	LpA = 73 dB, LwA = 94 dB	LpA = 73 dB, LwA = 94 dB
	g583	g584

competence for water jetters:



Falch gmbh

siemensstrasse 1 - 7

89188 merkligen (germany)

+49 (0)7337/81-0

+49 (0)7337/81-181

info@falch.com / www.falch.com